

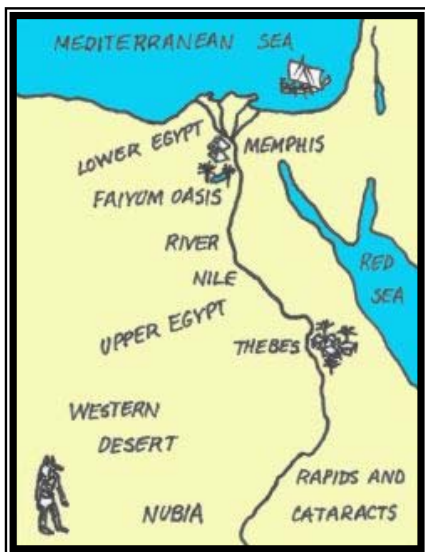
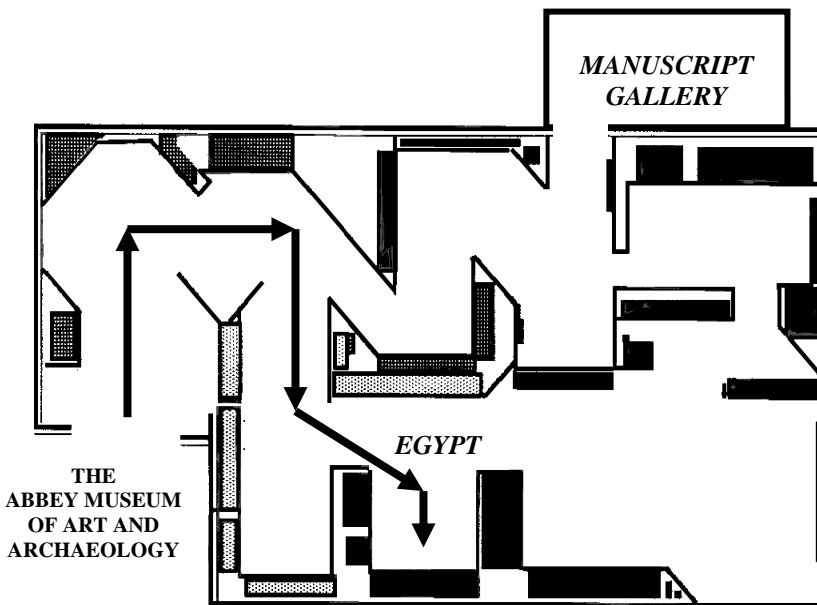
# I DIG EGYPT!

## Egypt Discovery Sheet

Use this plan to find your way to the Egyptian area.


(20 and 20A)

Look around the display before you begin this discovery sheet.



1. What is the river that flows through Egypt?  
\_\_\_\_\_
2. Which sea does this river flow into?  
\_\_\_\_\_
3. Who was the King who united Upper and Lower Egypt in 3200BC?  
\_\_\_\_\_
4. Soon after this union, Egyptians began using ploughs and irrigation to grow their crops. What was the grain found in an old grave?  
\_\_\_\_\_

5. Look at the cartonnage head mask.  
What is it made from? \_\_\_\_\_  
\_\_\_\_\_  
What was it used for? \_\_\_\_\_  
\_\_\_\_\_



6. A "shabti" was a figurine put in the tomb of a wealthy person to work for them in the afterlife.


They were often painted with tools or objects drawn onto them.

What kind of work would they do?

---

Draw a shabti with tools for work in the afterlife.

7. Find and draw the painted coffin lid in this box.



8. Look at the collar from a mummy covering (in front of the two figurines).

What is the collar made from? \_\_\_\_\_

List the paint colours used.

---




---

The preservation of a body (mummification) took 70 days and this was carefully done by priests.



9. Look at the figurines of the falcon and the cat.  
What are they made from? \_\_\_\_\_

Draw one of them in the box.





10. Read the information about the scarab beetle (near the cat).

What was it a symbol for? \_\_\_\_\_



There are lots of scarabs on the edges of the pages too!

11. Sennit was a game played by Egyptians.

What modern game did it resemble?

\_\_\_\_\_  
\_\_\_\_\_

What were the pieces made from?

\_\_\_\_\_



Sketch the 2 different types of jars on display. (Note the holes in the tops.)

Blank area for sketching jars.

12 Find the jars on display.

What were they made from?

\_\_\_\_\_

What would be put in them?

\_\_\_\_\_

13. Pick any other item on display.

Draw it in the box. 

Write some information about it.

\_\_\_\_\_  
\_\_\_\_\_  
\_\_\_\_\_

Blank box for drawing an item.